



SABANCI UNIVERSITY

**THESIS AND DISSERTATION FORMAT AND
SUBMISSION HANDBOOK**

Fall 2025, 11th Revision

TABLE OF CONTENTS

	Page
1. PURPOSES AND LIMITATIONS OF THIS HANDBOOK	3
2. FORMAT	5
2.1. Paper Type	5
2.2. Typeface	5
2.3. Margins	5
2.4. Spacing	6
2.5. Indentation	6
2.6. Pagination	7
3. PREFATORY MATERIAL, OR FRONT MATTER	8
3.1. Title Page (required)	8
3.2. Approval Page (required).....	9
3.3. Copyright Page (required).....	10
3.4. Abstract/Özet (required)	10
3.5. Preface (optional).....	12
3.6. Acknowledgements (optional).....	12
3.7. Dedication Page (optional)	12
3.8. Table of Contents (required).....	12
3.9. List(s) of Tables and Figures (required)	12
3.10. List(s) of Symbols and Abbreviations (required)	14
4. TEXT	14
4.1. Chapters	14
4.2. Headings	14
4.3. Footnotes.....	14
4.4. Tables and Figures	15
4.5. Equations and Algorithms	15
4.6. Citations	15
5. DIGITAL MATERIALS	16
5.1. CDs	16
5.2. Images.....	17
6. REFERENCE MATERIALS, OR BACK MATTER.....	18
6.1. Bibliography	18

6.2. Appendices.....	18
6.3. Glossary	19
6.4. Indices.....	19
7. THESIS SUBMISSION	20
7.1. Preparation of the Final Hardcopies (Paper) for Binding and Archives	20
7.2. Submission Procedures	20
APPENDIX 1 – SPINE AND FRONT COVER	24
APPENDIX 2 – TITLE PAGE.....	27
APPENDIX 3 – APPROVAL PAGE FOR MASTER’S	28
APPENDIX 4 – APPROVAL PAGE FOR PH.D.....	29
APPENDIX 5 – COPYRIGHT PAGE	30
APPENDIX 6 – ENGLISH ABSTRACT PAGE.....	31
APPENDIX 7 – TURKISH ABSTRACT PAGE.....	33
APPENDIX 8 – TABLE OF CONTENTS SAMPLE.....	35

1. PURPOSES AND LIMITATIONS OF THIS HANDBOOK

Sabancı University's eleventh edition of this authorized Handbook is certain to undergo further revision as the University grows and moves into the future. One aspect of the Handbook that will not change, however, is the belief that the thesis and dissertation, the partial requirements for the Master's and Doctor of Philosophy degrees at Sabancı University, are also the culminating achievements of graduate education. The courses you have taken have prepared you for the final experience of writing the thesis or dissertation: an original work that advances knowledge and inquiry within a particular field as well as demonstrates your competence in scholarly research and critical writing.

To aid you in producing a work of professional quality, Academic Communication, in cooperation with the Graduate School of Social Sciences, the Graduate School of Engineering and Natural Sciences, and the Sabancı Graduate Business School, has devised the following set of formatting and submission guidelines. (For the sake of simplicity, the words "thesis" and "theses" in this Handbook refer generally to both master's theses and doctoral dissertations.) This Handbook is to override any other style guide that you may be in possession of; please consult it as to the appropriate conventions of SU thesis format and organization as well as to the submission of your thesis. However, a limitation of this Handbook is that it is not autonomous. Since academic conventions vary within the disciplines, and citation styles also vary, you need to consult your graduate school to learn its stylistic requirements and to obtain its thesis templates. The constraints and recommendations your graduate school sets forth naturally supersede any of the university-wide guidelines contained here. Please consult your graduate school and/or Academic Communication for support.

This Handbook does not offer research and note-taking information, writing strategies or source citation guidelines. For questions regarding writing language and style, we recommend consulting Academic Communication (ac@sabanciuniv.edu).

Since July 2005, all theses have been accessible via *YÖK*'s National Thesis Center, which aims to maintain a bibliographic archive of graduate theses in PDF file format. *YÖK*'s intention in creating this database is to establish cooperation across all universities in Turkey and enable free and efficient access to theses in Turkey, with the broader aims of supporting the publication and dissemination of knowledge.

Researchers will thus benefit from your work, which will be accessible on the Internet through the YÖK National Thesis Center, within the framework of Articles 35 and 38 of the Literary and Artistic Works Law.

As of summer 2010, all thesis/dissertation writers also submit the “Tez Veri Giriş Formu” (referred to as simply the Thesis Entry Form in the English translation on the website) online at the YÖK National Thesis Center. Thesis writers must also submit CDs including the thesis, 3 hard copies of the thesis (bound), and the printout of the “Tez Veri Giriş Formu” (Thesis Entry Form). For further information, please see Section 7 on Thesis Submission.

Consistency and accuracy are as much hallmarks of thesis preparation and presentation as they are of good scholarship. Even in such seemingly small decisions of font, or larger ones of citation (APA 7.0), you need to be aware of the expectations of your Graduate School to remain consistent with these conventions. While these 'rules' may seem arbitrary, your thesis is identical to any other manuscript to be published as a journal article or book, except that in this case, Sabancı University is the publisher. Your manuscript must conform to a set of conventions just as any other published piece must.

Sincerely, Academic Communication

Fall 2025

2. FORMAT

2.1. Paper Type

The bound and submitted thesis must be printed on white, high quality, opaque A4 paper (75-80 gr/m). Only one brand of paper manufacturer should be used throughout the thesis. Recycled or computer-printout paper for the submitted copy is unacceptable.

If you must include oversized paper (for example, for illustrations or charts), then the right side of the oversized document must be evenly folded to match the standard A4 size so that the folds will not be trimmed off when the thesis is bound.

2.2. Typeface

Sabancı University recognizes the use of Times New Roman or Latin Modern Roman 12-point font for the thesis. Formulas, equations, page numbering, table headings, figure captions, long biographical quotes, and extensive quotations should be 12-point font. Nine-point (9) font should be used in superscripts and subscripts as well as footnotes.

Writers should not overuse boldface, italics, or underlining in the text for the purpose of emphasis. Your words should carry your ideas. Additionally, please note the character/font restrictions for the thesis title articulated in Section 3.1.

2.3. Margins

To allow for binding and trimming, all text (including tables, figures, charts, graphs, and drawings) must be kept within the margins of the thesis as follows: 3.5 cm on the left, and 2.5 cm on the right, top and bottom. The text should be 'justified', i.e., block. Any type of oversized material should be shrunk to conform to these specifications; if not, the paper should be folded appropriately to fit.

2.4. Spacing

One-and-a-half (1.5) spacing is preferred throughout the thesis. Between each paragraph must be an additional 1.5 space. Single spacing is used for long indented (block) quotations, the Turkish and English abstracts, figure and table captions, the content of figures and tables, the bibliography, and footnotes. Note: Although footnotes and the bibliography are single-spaced, between their entries, one-and-a-half (1.5) spacing is required.

Chapters have 4 x 1.5 spaces above them; chapter titles have 3 x 1.5 spaces below them; centered level 1 subheadings have 2 x 1.5 spaces above and below; subordinate (sub-) headings flush with the left margin have 2 x 1.5 spaces above and 1.5 spaces below.

A title and caption should also be on the same page as its corresponding table or figure. If the title, caption and table/figure cannot fit on the same page, the table/figure should be placed on the next page. All headings should be placed as close as possible to the material they introduce and should never end a page.

2.5. Indentation

Do not indent the first line of your paragraph. Single-spaced, extensive block quotations are also indented one centimeter on the left and right margins. In addition to indents, text can be organized by bullets, numbers, or Roman numerals (i, ii, iii, and so on).

2.6. Pagination

With the exceptions of the Title Page, Approval Page, and Copyright Page, all pages of the thesis are to show a number. Lower-case Roman numerals (iv, v, vi, and so on) paginate the prefatory material. Although the Title Page, Approval Page, and Copyright Page are paginated for counting purposes successively as i, ii, and iii, these page numbers do not appear. For the other prefatory material, starting with iv for the Abstract, the appropriate lower-case Roman numerals appear at the bottom of the page, centered. Each prefatory page begins a new section; do not place two or more prefatory items on the same page, no matter how small the text of an item.

Arabic numerals (1, 2, 3, and so on) are used for the remainder of the thesis, beginning with page 1 and running consecutively to the last page. Place the numbers at the bottom of each page, centered. Include page numbers for all remaining content, such as illustrations, tables, appendices, and the Bibliography. Each Chapter begins a new section.

Large-sized, folded papers should have the pagination in the center of the folded sheet as well.

The word 'page' is not included, only the lower-case Roman or Arabic numeral. Inserted pages, i.e., "2b", are not acceptable.

3. PREFATORY MATERIAL, OR FRONT MATTER

Prefatory material is text that appears before the body of the thesis and whose subdivisions and order of appearance are indicated in the *Table of Contents* of this Handbook. Please check the thesis template provided by your graduate school.

3.1. Title Page (required)

Since the thesis title is to be placed in the archives of the *YÖK* National Thesis Center, this text should not possess any of the following: tables and figures, charts, graphics, italics, chemical and/or mathematical figures, symbols, subscripts and superscripts, Greek alphabetical characters, or any other non-standard symbols/characters. See Appendix 2 for a sample title page. Center the following information for the title page.

3.1.1. First Entry

A title that concisely and accurately defines your work increases its online accessibility. Include the complete title in bold and capital letters (ALL CAPS).

3.1.2. Second Entry

The full legal name of the thesis writer as given in SU records is placed under the title in capital letters (ALL CAPS) and introduced with the lower-case word "by".

3.1.3. Third Entry

The centered words: "Submitted to the (the name of the school)* in partial fulfillment of the requirements for the degree of (Doctor of Philosophy, Master of Arts, or Master of Science)". This text should match the formatting and style of the Title Page.

*Graduate School Names:

- Graduate School of Engineering and Natural Sciences
- Graduate School of Social Sciences
- Sabancı Graduate Business School

3.1.4. Fourth Entry:

The name of our university (i.e., Sabancı University) and the date in which the degree is to be conferred (month and year) are listed, not the date of the submission of the thesis.

Remember, although the title page is the first page of the thesis, the page number does not appear; it is understood as page *i* for counting purposes only. There are 7 x 1.5 spaces between each entry

3.2. Approval Page (required)

All theses must include an Approval Page (See Appendices 3 and 4 for samples), in the hard copy. This page, which follows the title page in the hard copy, must include the **original signatures** of the thesis defense jury members.

In the digital copy, there should be no signatures on the Approval page, or the Approval page should be omitted altogether.

The title of the thesis in **bold capital letters (ALL CAPS)** will appear as the first entry.

The names and titles of the members of the thesis defense jury will be listed **one per line. The Thesis/Dissertation Supervisor will be the first entry that will appear at the top of the list.** If there is a co-supervisor with signature authority, it should be listed immediately after the main supervisor.

Next to each name, space should be left for the signature of each jury member. The date at the bottom of the page is the date of the thesis approval by the jury. The page number does not appear; it is understood as page **ii** for counting purposes only.

For **Master's theses**, use the title **Thesis Supervisor**; for **PhD dissertations**, use **Dissertation Supervisor**. Please refer to **Appendices 3 and 4** for the correct formatting of all titles, especially the English titles.

Please check the thesis template provided by your graduate school to ensure compliance.

3.3. Copyright Page (required)

This page is placed immediately after the Approval Page. The page number does not appear; it is understood as page *iii* for counting purposes only. The date of degree conferral, with the full legal name of the author in ALL CAPS, and the words “All Rights Reserved” with the copyright symbol © are centered and located at the bottom of the page. See Appendix 5 for a sample Copyright Page.

3.4. Abstract/Özet (required)

The abstract should provide enough information to enable readers to determine whether they will read the complete work. The abstract does not introduce the thesis, but summarizes it. Therefore, the abstract should cover the following points: the statement of the problem, procedure or method, results, and conclusions. The abstract should contain NO headings, tabular material, chemical formulas, or footnotes. Abstracts should NOT contain references, but author citing is allowed. The abstract page should contain the title of the thesis and should not exceed 250 words (See Appendices 6 and 7).

The abstract (Turkish and English on separate pages):

- one abstract in English, titled ABSTRACT (see Appendix 6)
- one abstract in Turkish, titled ÖZET (See Appendix 7)

Within the order of the thesis, the Turkish language abstract follows the page of the abstract written in English. Your thesis advisor is to approve this translation. It is also a requirement in the YÖK submission process. The English and Turkish abstract pages are listed in the Table of Contents.

3.4.1. Abstract Format

Both abstracts should contain the thesis title and the full name of the author. All entries are centered. The format of the abstract is as follows:

3.4.1.1. First Entry:

Begin with the word, ‘ABSTRACT’ or ‘ÖZET’ in capital letters (ALL CAPS), followed by 3 x 1.5 spaces.

3.4.1.2. Second Entry:

Enter the complete title of the thesis exactly as expressed on the Title Page in capital letters (ALL CAPS), followed by 3 x 1.5 spaces.

3.4.1.3. Third entry:

Indicate the full name of the degree candidate in capital letters (ALL CAPS), followed by 1 x 1.5 space.

3.4.1.4. Fourth entry:

Include the name of the program degree (M.Sc., M.A., or Ph.D.), and then the capitalized word 'Thesis' or 'Dissertation' (i.e. Political Science, M.A. Thesis). Then, indicate the **month** and **year** of submission. Leave a line spacing of **1 x 1.5** after this entry.

3.4.1.5. Fifth entry:

Indicate the name and title of the thesis supervisor, followed by 2 x 1.5 spaces.

3.4.1.6. Sixth entry:

Keywords: *include at most five keywords*, each separated by a comma. All keywords should be written in **lowercase**. Leave a line spacing of **2 x 1.5** after this entry.

3.4.1.7. Seventh entry:

Without indenting, here is the text of the abstract. Remember, do not use subscripts, superscripts, or symbols. Single line spacing is used.

3.5. Preface

Prefaces explain a particular intention, rationale, limitation, or field of investigation of the thesis. Prefaces should be paginated with lower-case Roman numerals.

3.6. Acknowledgements (optional)

Acknowledgments, like the Dedication Page, can be personal and may be expressed in the first person, thanking particular individuals and/or groups who have helped. Unlike the Dedication Page, Acknowledgments are more academic in nature, disclosing the authors and research that have been invaluable in the writing of the thesis. Students whose work has been funded by outside grants should acknowledge this funding by mentioning in the Acknowledgements section the names of the parties involved. This section is paginated with lower-case Roman numerals. It is not listed in the Table of Contents page.

3.7. Dedication Page (optional)

Occasionally, authors like to dedicate their thesis to their family members, friends, colleagues, and/or faculty. As an optional component of the thesis, the Dedication does not have to be in English, and italics font is permitted. The Dedication Page should be paginated with lower-case Roman numerals. It is not listed in the Table of Contents page.

3.8. Table of Contents (required)

The first entry is the listing, TABLE OF CONTENTS, must be in capital letters (ALL CAPS) and centered. The Prefatory Material (except for the Abstract / Özet pages, Lists of Figures and Tables, and the Lists of Symbols and Abbreviations) does not appear in the Table of Contents. All lists should use the same format as the Table of Contents page and are paginated with lower-case Roman numerals.

The wording of the entries of the Table of Contents should exactly represent the wording that appears in the text headings of the thesis. All sub-headings should also appear on the Table of Contents page(s). The page numbers to which the listing refers should be in the right-hand column.

Chapter titles, headings, and sub-headings have one-and-a-half (1.5) spacing on the Table of Contents page(s). If a heading is longer than a single line, the heading is continued on the next single-spaced line. Sub-headings have a two-space indentation. Please check the thesis template provided by your graduate school.

3.9. List(s) of Tables and Figures (required)

3.10. List(s) of Symbols and Abbreviations (required)

All lists should use the same format as the Table of Contents page and are paginated with lower-case Roman numerals. The heading for each list should be centered and use capital letters (ALL CAPS). Even if there is only one item on a particular list, it should not be placed in the Table of Contents or on one of the other list pages, but on a separate list page.

Tables and figures differ from one another in that tables contain information presented in rows and columns; figures are everything else, including drawings, graphs, photographs, and diagrams. The title of the table or figure in a list must match the wording used in the table and figure titles in the text of the thesis, and the corresponding page number should be indicated in the right-hand column of the list.

Symbols and abbreviations used throughout the thesis should be indicated in these respective lists. Consistency of use is paramount: if a concept is represented by a particular symbol, the same symbol should be employed throughout with no variations. Please check the template provided by your graduate school.

4. TEXT

The subdivisions of the thesis are listed in the order in which they appear in the Table of Contents Page of this Handbook.

4.1. Chapters

Each chapter begins on a new page. The chapters are numbered in Arabic numerals. All titles are written in capital letters (ALL CAPS) centered, with 4 x 1.5 spaces above the chapter title and 3 x 1.5 spaces below.

4.2. Headings

All headings must be numbered.. Use a 12-point font size in all headings. Follow the rules listed below:

First-level subheadings: Must be centered and bold-faced. Must have the first letters of principal words capitalized. Need 2 x 1.5 spaces before and 2 x 1.5 spaces after.

Second-level subheadings: Must be left justified and bold-faced. Must have the first letters of principal words capitalized. Need 2 x 1.5 spaces before and 1 x 1.5 spaces after.

Third-level subheadings: Must be left justified and bold-faced. Must have the first letter of the first word capitalized. Need 2 x 1.5 spaces before and 1 x 1.5 spaces after.

4.3. Footnotes

If footnotes are used, they should follow the form as advised in the template provided by your graduate school. In fields other than the arts and social sciences, however, footnotes are used only if necessary. The Graduate School of Social Sciences, the Graduate School of Engineering and Natural Sciences, and the Sabancı Graduate Business School rely on APA (7th edition).

4.4. Tables and Figures

Tables and figures are numbered consecutively in the order they appear in each chapter. Each table and figure must be referred to in the text, and this reference has the first letter capitalized (i.e., Figure 3.1). Numbering restarts in each chapter, with the chapter number preceding the table or figure number (i.e., the first figure in Chapter 2: Figure 2.1; the first table in Chapter 3: Table 3.1). To determine whether to utilize title case (i.e., each important word is capitalized) or normal text (i.e., only the first word is capitalized) in the titles and captions of tables and figures, please refer to the template of your graduate school. Table titles must be placed above the table, whereas Figure titles must be placed below the figure.

4.5. Equations and Algorithms

Equations and algorithms are centered on the page and separated from both the preceding and succeeding text by one-and-a-half (1.5) spacing. They should be numbered within each chapter in the order of their appearance. An Arabic numeral in parentheses, such as (2.1), identifies these expressions; this number should be placed opposite the expression and justified with the right margin of the text.

4.6. Citations

Theses should follow the citation style used in the candidate's graduate school. The Graduate School of Social Sciences, the Graduate School of Engineering and Natural Sciences, and the Sabancı Graduate Business School rely on APA (7th edition).

5. DIGITAL MATERIALS

Any additional materials to be submitted with the thesis such as video, voice recordings, maps, images, or software, will be included on a CD as a .rar file.

5.1. CDs

Software should be included on CDs. Theses should contain files with source codes, and sample input and output files. A text file named readme.txt shall be included. This file should document the code and any installation instructions. The names of the files on the CD, and hardware and software requirements should also be included. No copyrighted material file (compiler, library, etc.) should be included on the CD without obtaining the necessary licenses.

Please see **7.2.3. Preparation of Compact Discs** for additional guidelines.

Audio-visual recordings should be prepared according to the known formats, such as those indicated below:

1. Image files:
 - a. GIF (.gif)
 - b. PDF (.pdf)
 - c. TIFF (.tiff)
 - d. JPEG (.jpeg)
2. Video files:
 - a. MPEG (.mpg)
 - b. Quick Time – Apple (.mov)
 - c. Audio Video Interleaved – Microsoft (.avi)
3. Audio Files:
 - a. WAV (.wav)
 - b. MIDI (.midi)
 - c. MP3 (.mp3)

5.2. Images

If your thesis includes images, use the same quality and brand of paper that you use for the rest of the thesis. These images should be scanned or digitally copied to be included in the thesis PDF file.

6. REFERENCE MATERIALS, OR BACK MATTER

6.1. Bibliography

References should follow the form as advised in the template provided by your graduate school. The Graduate School of Social Sciences, the Graduate School of Engineering and Natural Sciences, and the Sabancı Graduate Business School rely on APA (7th edition).

Only digital sources should include a URL (see citation style guides for details).

6.2. Appendices

Appendices (data sheets, questionnaire samples, flow charts, illustrations, maps, software listings, charts, etc.) are optional. They include material that is supplemental or tangential to the thesis or extremely detailed, and are placed in a separate section (or sections) after the body of the paper. Materials that belong to different categories are placed in separate appendices. Headings for appendices are written in capital letters (ALL CAPS) and centered, and if there is more than one appendix, lettered (A, B, C, and so on). Each appendix has a descriptive title just as the main section headings do.

Since they are auxiliary text, appendices are paginated with Arabic numerals as part of the thesis and follow the bibliography.

When photocopied/scanned materials (e.g. previously published questionnaires, manuscripts or articles) appear in an appendix, the source pagination is bracketed for the sake of clarification.

No personal data must be included throughout the thesis, including the appendices, in accordance with the Personal Data Protection Law (KVKK). If used, all relevant data must be masked.

6.3. Glossary

Any unfamiliar foreign words or technical terms should be listed in a glossary. Such a word or term is listed alphabetically; left justified; set off by a period, colon, or dash; and followed by its meaning. Only the first letter of the translation or definition is capitalized, and there is no final punctuation.

6.4. Indices

Indices are optional and used mainly in longer works, such as books. Follow the formatting conventions of the citation style adopted by your graduate school.

7. THESIS SUBMISSION

The thesis defense jury and the candidate's supervisor, in accordance with the rules and regulations of the University, schedule the oral examination. The last day for the oral examination in a given semester is listed in the academic calendar. The final version of the thesis/dissertation approved by the jury must be submitted to your graduate school within 30 days.

7.1. Preparation of the Final Hard Copies (Paper) for Binding and Archives:

After the thesis jury has approved the thesis, it should be printed and bound in 3 hard copies. All members of the thesis jury must provide original signatures for the Approval Page of each copy.

7.1.1. Reproduction: Photocopy reproduction is acceptable for all parts or copies of the thesis, except the Approval Page. Care must be taken to ensure that the proper grade of paper is used at all times and that the copying contrast is dark.

7.1.2. Binding: The thesis should be bound in dark blue hardcover. The final bound size of the thesis should conform to the standard A4 size. Please refer to Appendix 1 for an example of the "front cover" and "spine" of a bound thesis. In addition, the name and surname of the candidate, the type of degree obtained, and the month and year the degree is obtained should be printed in the above order on the spine of the cover. When the thesis is placed front cover up, the spine should read from left to right.

7.2. Submission Procedures

Thesis writers should follow each stage of the Sabancı University thesis submission procedure outlined below in Section 7.2.1. Submission begins internally at SU with an initial submission to your graduate school. The next and external step is submission to *YÖK*, which is completed by the University.

Candidates can also submit to Proquest, formerly known as University Microfilms International (UMI), or another international thesis repository, but are advised to research such options carefully before doing so.

*7.2.1. Checklist for SU Submission: Writer's Responsibilities
(applicable for both Master's Theses and Doctoral Dissertations)*

Writers should submit:

1. Three (3) hard copies of the thesis
2. Two (2) CDs on which the full text of the thesis is saved in PDF format. The PDF filename must simply contain the appropriate YÖK reference number and no other characters or words.
3. The YÖK *Thesis Entry Form (Tez Veri Giriş Formu)* completed and printed through <http://tez.yok.gov.tr>

The author of the thesis is responsible for maintaining the identical nature of both the PDF file and hard copy, including not only the text but the page numbers, footnotes, tables, figures, bibliography, and appendices.

7.2.2. Completing the Thesis Entry Form

a. Thesis Entry Form: This document contains the thesis title, author name, reference number, and other necessary information to enable others to obtain information about the thesis. The Thesis Entry Form may be found at <http://tez.yok.gov.tr>. You can log in to the YÖK National Thesis Center using your e-devlet (e-government) number and password to fill out this form.

b. Saving the Form: The form is designed to assign the information provided by the author to a temporary chart that is connected to the YÖK National Thesis Center. When the form is filled in and saved, it is issued a Reference Number by the system. If an error is made during the filling-in process, the system enables the author to edit the document later. During the archival process by the YÖK National Thesis Center, this

reference number serves as the identification of the document, and it does not change when the form is edited.

c. Thesis Title and Abstracts: The title of the thesis and the abstracts are entered into the specific area of the Thesis Entry Form. Within these parts of the thesis, NO italic font, chart, graphics, chemical or mathematical formulas, subscript/superscript, and/or Greek letters should be used. Abstracts should be prepared in two languages, one in Turkish, and may not exceed 250 words each.

d. Departments: At least one of the categories (Bölüm, Anabilim dalı, Bilim dalı) must be completed.

e. Index Terms: An alphabetical list of the keywords. These keywords allow researchers to more easily search theses in the YÖK National Thesis Center.

f. Suggested Index Terms: If any of an author's keywords are not found in the Index Terms List, these keywords should be entered manually in this section in both languages in the format of Turkish = English, being sure to separate each keyword with commas.

7.2.3. Preparation of Compact Discs

1. The author of the thesis is responsible for ensuring that the PDF file is identical to the hard copy approved by the graduate school. This includes not only the text but the page numbers, footnotes, tables, figures, bibliography, appendices, and everything else.
2. The full text of the thesis should be unzipped and unencrypted. Appendices that are not in text format (such as video, voice recordings, maps, images, software, etc.) will be zipped in a separate folder via WinRAR software.

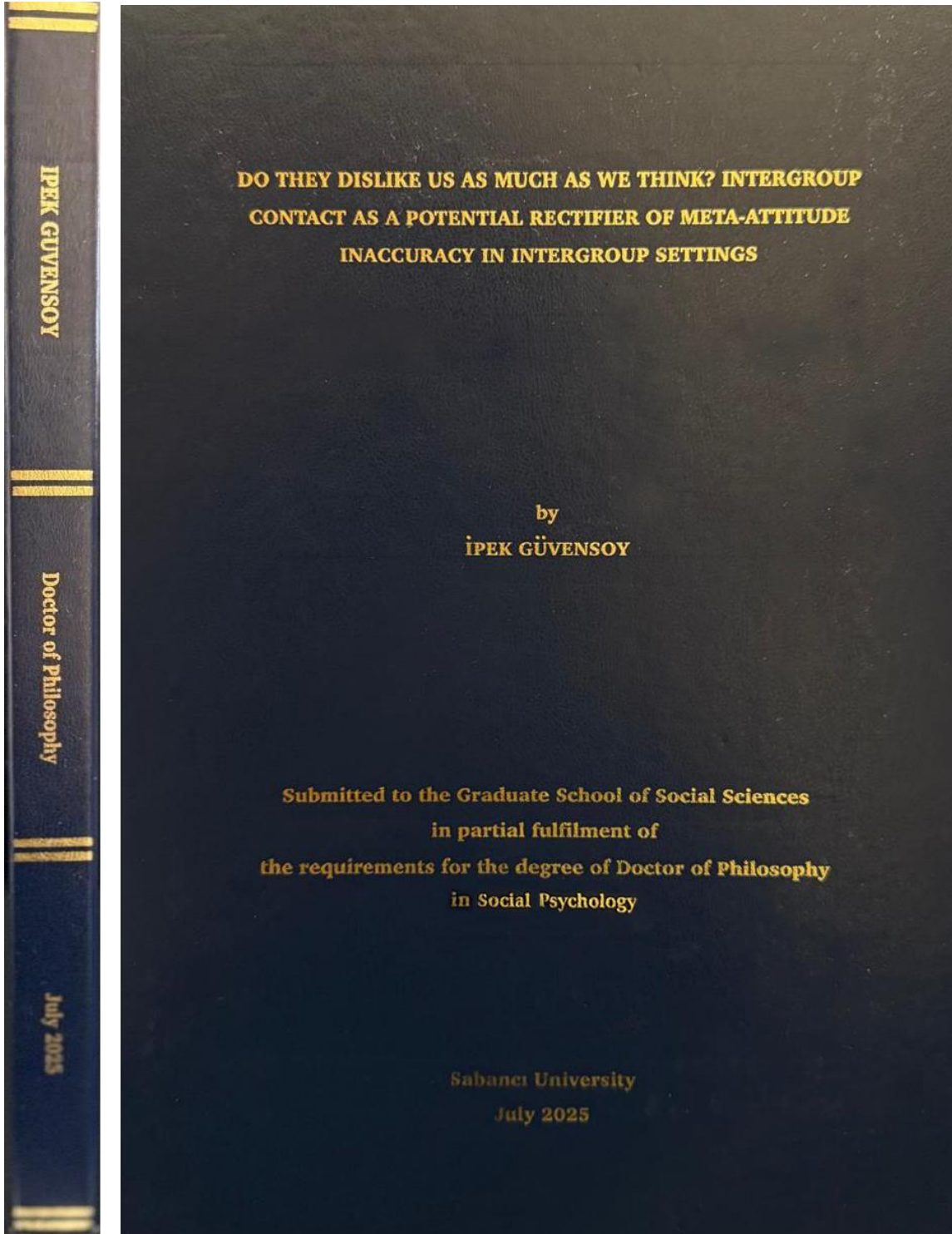
3. While the files are being named, the reference number in the YÖK Thesis Entry Form (<http://tez.yok.gov.tr>) will be used.

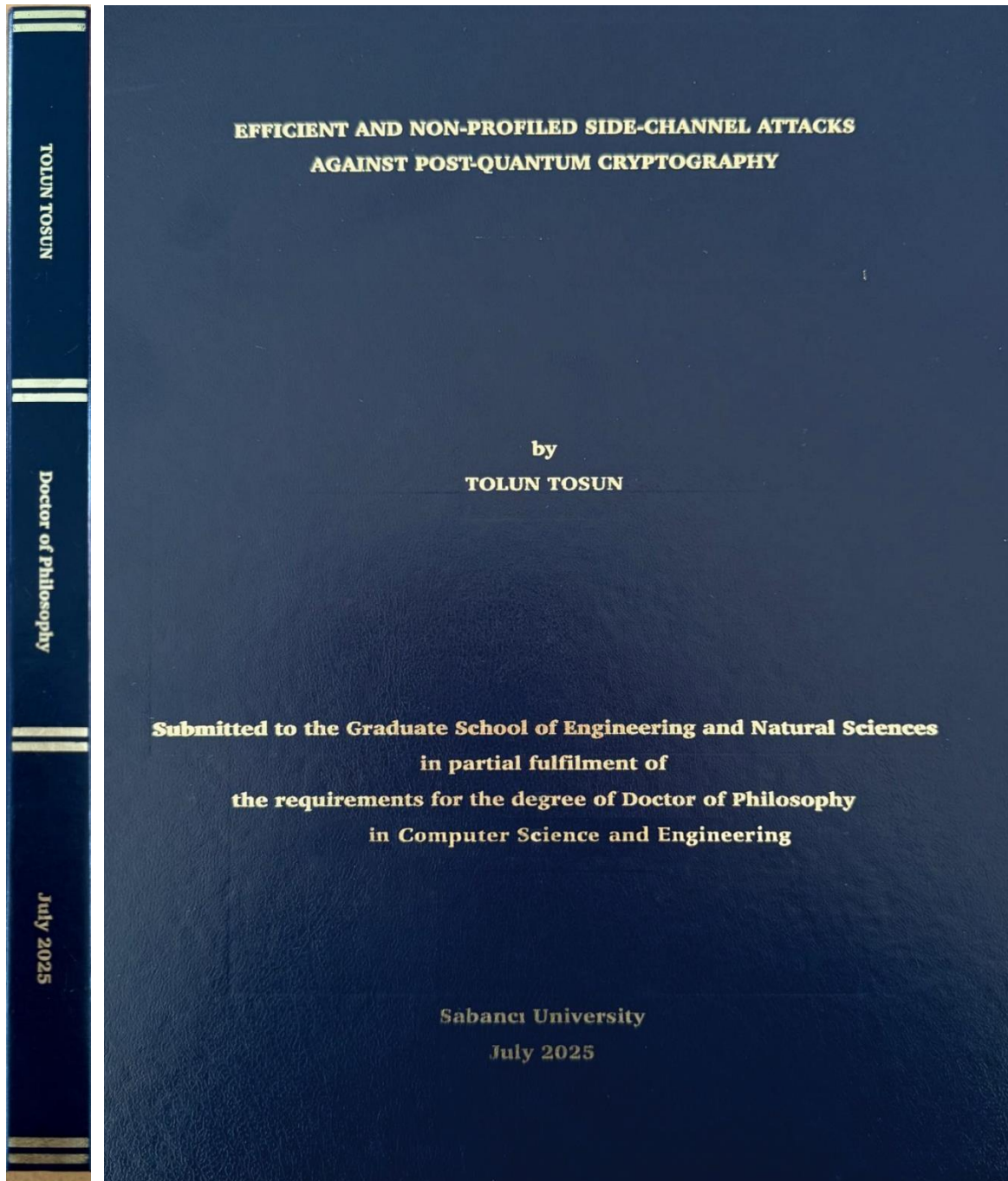
a. For the full text: referenceno.pdf

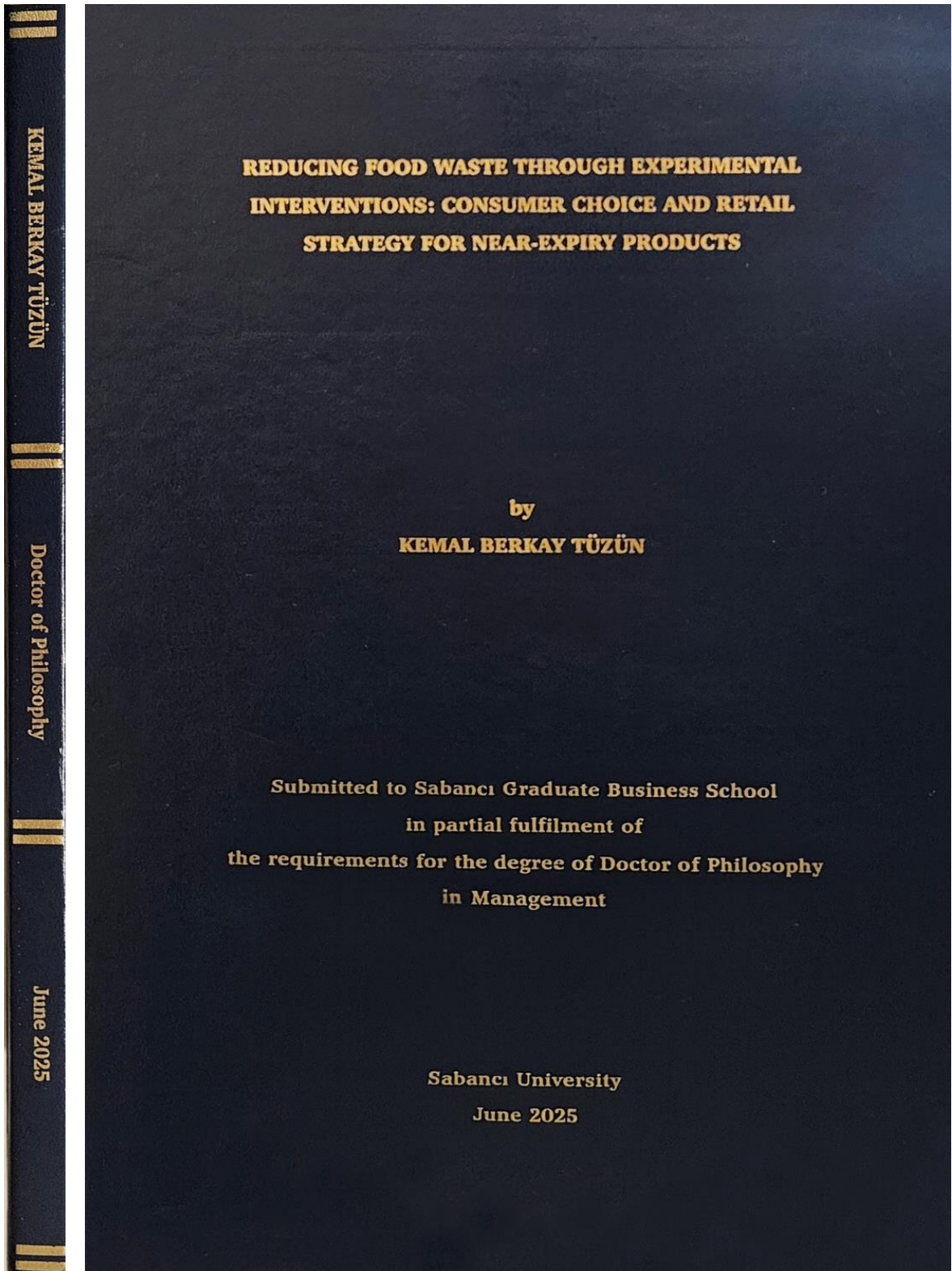
b. For the appendices: referenceno.rar

APPENDIX 1 – SPINE AND FRONT COVER

Graduate School of Social Sciences







APPENDIX 2 – TITLE PAGE

THESIS TITLE THESIS TITLE THESIS TITLE THESIS TITLE
THESIS TITLE THESIS TITLE THESIS TITLE

by
NAME SURNAME

Submitted to the Graduate School of Social Sciences
in partial fulfilment of
the requirements for the degree of Master of Science
in Psychology

Sabancı University
July 2025

APPENDIX 3 – APPROVAL PAGE FOR MASTER’S

THESIS TITLE THESIS TITLE THESIS TITLE THESIS TITLE
THESIS TITLE THESIS TITLE THESIS TITLE

Approved by:

Prof. NAME SURNAME
(Thesis Supervisor)

Assoc. Prof. NAME SURNAME

Asst. Prof. NAME SURNAME

Date of Approval: July 9, 2025

APPENDIX 4 – APPROVAL PAGE FOR PH.D.

THESIS TITLE THESIS TITLE THESIS TITLE THESIS TITLE
THESIS TITLE THESIS TITLE THESIS TITLE

Approved by:

Prof. NAME SURNAME
(Dissertation Supervisor)

Prof. NAME SURNAME

Asst. Prof. NAME SURNAME

Prof. NAME SURNAME

Assoc. Prof. NAME SURNAME

Date of Approval: July 22, 2025

APPENDIX 5 – COPYRIGHT PAGE

ERKİN BAŞAR 2025 ©

All Rights Reserved

APPENDIX 6 – ENGLISH ABSTRACT PAGE

For Master's Programs:

ABSTRACT

THESIS TITLE THESIS TITLE THESIS TITLE THESIS TITLE THESIS
TITLE THESIS TITLE THESIS TITLE

NAME SURNAME

Program Name, M.Sc. Thesis, Month 20XX

Thesis Supervisor: Prof. NAME SURNAME

Thesis Co-Supervisor: Asst. Prof. NAME SURNAME

Keywords: keyword1, keyword2, keyword3, keyword4, keyword5

Lorem ipsum dolor sit amet, consectetur adipiscing elit. Aenean commodo ligula eget dolor. Aenean massa. Cum sociis natoque penatibus et magnis dis parturient montes, nascetur ridiculus mus. Donec quam felis, ultricies nec, pellentesque eu, pretium quis, sem. Nulla consequat massa quis enim. Donec pede justo, fringilla vel, aliquet nec, vulputate eget, arcu. In enim justo, rhoncus ut, imperdiet a, venenatis vitae, justo. Nullam dictum felis eu pede mollis pretium. Integer tincidunt. Cras dapibus. Vivamus elementum semper nisi. Aenean vulputate eleifend tellus. Aenean leo ligula, porttitor eu, consequat vitae, eleifend ac, enim. Aliquam lorem ante, dapibus in, viverra quis, feugiat a, tellus. Phasellus viverra nulla ut metus varius laoreet. Quisque rutrum. Aenean imperdiet. Etiam ultricies nisi vel augue. Curabitur ullamcorper ultricies nisi. Nam eget dui. Etiam rhoncus. Maecenas tempus, tellus eget condimentum rhoncus, sem quam semper libero, sit amet adipiscing sem neque sed ipsum. Nam quam nunc, blandit vel, luctus pulvinar, hendrerit id, lorem. Maecenas nec odio et ante tincidunt tempus. Donec vitae sapien ut libero venenatis faucibus. Nullam quis ante. Etiam sit amet orci eget eros faucibus tincidunt. Duis leo. Sed fringilla mauris sit amet nibh. Donec sodales sagittis magna. Sed consequat, leo eget bibendum sodales, augue velit cursus nunc, Lorem ipsum dolor sit amet, consectetur adipiscing elit. Aenean commodo ligula eget dolor. Aenean massa. Cum sociis natoque penatibus et magnis dis parturient montes, nascetur ridiculus mus. Donec quam felis, ultricies nec, pellentesque eu, pretium quis, sem. et magnis dis parturient montes, nascetur ridiculus mus.

For Ph.D. Programs:

ABSTRACT

THESIS TITLE THESIS TITLE THESIS TITLE THESIS TITLE THESIS
TITLE THESIS TITLE THESIS TITLE

NAME SURNAME

Program Name, Ph.D. Dissertation, Month 20XX

Dissertation Supervisor: Prof. NAME SURNAME

Dissertation Co-Supervisor: Asst. Prof. NAME SURNAME

Keywords: keyword1, keyword2, keyword3, keyword4, keyword5

Lorem ipsum dolor sit amet, consectetur adipiscing elit. Aenean commodo ligula eget dolor. Aenean massa. Cum sociis natoque penatibus et magnis dis parturient montes, nascetur ridiculus mus. Donec quam felis, ultricies nec, pellentesque eu, pretium quis, sem. Nulla consequat massa quis enim. Donec pede justo, fringilla vel, aliquet nec, vulputate eget, arcu. In enim justo, rhoncus ut, imperdiet a, venenatis vitae, justo. Nullam dictum felis eu pede mollis pretium. Integer tincidunt. Cras dapibus. Vivamus elementum semper nisi. Aenean vulputate eleifend tellus. Aenean leo ligula, porttitor eu, consequat vitae, eleifend ac, enim. Aliquam lorem ante, dapibus in, viverra quis, feugiat a, tellus. Phasellus viverra nulla ut metus varius laoreet. Quisque rutrum. Aenean imperdiet. Etiam ultricies nisi vel augue. Curabitur ullamcorper ultricies nisi. Nam eget dui. Etiam rhoncus. Maecenas tempus, tellus eget condimentum rhoncus, sem quam semper libero, sit amet adipiscing sem neque sed ipsum. Nam quam nunc, blandit vel, luctus pulvinar, hendrerit id, lorem. Maecenas nec odio et ante tincidunt tempus. Donec vitae sapien ut libero venenatis faucibus. Nullam quis ante. Etiam sit amet orci eget eros faucibus tincidunt. Duis leo. Sed fringilla mauris sit amet nibh. Donec sodales sagittis magna. Sed consequat, leo eget bibendum sodales, augue velit cursus nunc, Lorem ipsum dolor sit amet, consectetur adipiscing elit. Aenean commodo ligula eget dolor. Aenean massa. Cum sociis natoque penatibus et magnis dis parturient montes, nascetur ridiculus mus. Donec quam felis, ultricies nec, pellentesque eu, pretium quis, sem. et magnis dis parturient montes, nascetur ridiculus mus.

APPENDIX 7 – TURKISH ABSTRACT PAGE

For Master's Programs:

ÖZET

TEZ BAŞLIĞI TEZ BAŞLIĞI TEZ BAŞLIĞI TEZ BAŞLIĞI TEZ BAŞLIĞI TEZ BAŞLIĞI TEZ BAŞLIĞI TEZ BAŞLIĞI TEZ BAŞLIĞI

ADI SOYADI

Program Adı, Yüksek Lisans Tezi, Ay 20XX

Tez Danışmanı: Prof. Dr. ADI SOYADI

İkinci Tez Danışmanı: Dr. Öğr. Üyesi ADI SOYADI

Anahtar Kelimeler: kelime1, kelime2, kelime3, kelime4, kelime5

Lorem ipsum dolor sit amet, consectetur adipiscing elit. Aenean commodo ligula eget dolor. Aenean massa. Cum sociis natoque penatibus et magnis dis parturient montes, nascetur ridiculus mus. Donec quam felis, ultricies nec, pellentesque eu, pretium quis, sem. Nulla consequat massa quis enim. Donec pede justo, fringilla vel, aliquet nec, vulputate eget, arcu. In enim justo, rhoncus ut, imperdiet a, venenatis vitae, justo. Nullam dictum felis eu pede mollis pretium. Integer tincidunt. Cras dapibus. Vivamus elementum semper nisi. Aenean vulputate eleifend tellus. Aenean leo ligula, porttitor eu, consequat vitae, eleifend ac, enim. Aliquam lorem ante, dapibus in, viverra quis, feugiat a, tellus. Phasellus viverra nulla ut metus varius laoreet. Quisque rutrum. Aenean imperdiet. Etiam ultricies nisi vel augue. Curabitur ullamcorper ultricies nisi. Nam eget dui. Etiam rhoncus. Maecenas tempus, tellus eget condimentum rhoncus, sem quam semper libero, sit amet adipiscing sem neque sed ipsum. Nam quam nunc, blandit vel, luctus pulvinar, hendrerit id, lorem. Maecenas nec odio et ante tincidunt tempus. Donec vitae sapien ut libero venenatis faucibus. Nullam quis ante. Etiam sit amet orci eget eros faucibus tincidunt. Duis leo. Sed fringilla mauris sit amet nibh. Donec sodales sagittis magna. Sed consequat, leo eget bibendum sodales, augue velit cursus nunc, Lorem ipsum dolor sit amet, consectetur adipiscing elit. Aenean commodo ligula eget dolor. Aenean massa. Cum sociis natoque penatibus et magnis dis parturient montes, nascetur ridiculus mus. Donec quam felis, ultricies nec, pellentesque eu, pretium quis, sem. et magnis dis parturient montes, nascetur ridiculus mus.

For Ph.D. Programs:

ÖZET

TEZ BAŞLIĞI TEZ BAŞLIĞI TEZ BAŞLIĞI TEZ BAŞLIĞI TEZ BAŞLIĞI TEZ
BAŞLIĞI TEZ BAŞLIĞI TEZ BAŞLIĞI TEZ BAŞLIĞI

ADI SOYADI

Program Adı, Doktora Tezi, Ay 20XX

Tez Danışmanı: Prof. Dr. ADI SOYADI

İkinci Tez Danışmanı: Dr. Öğr. Üyesi ADI SOYADI

Anahtar Kelimeler: kelime1, kelime2, kelime3, kelime4, kelime5

Lorem ipsum dolor sit amet, consectetur adipiscing elit. Aenean commodo ligula eget dolor. Aenean massa. Cum sociis natoque penatibus et magnis dis parturient montes, nascetur ridiculus mus. Donec quam felis, ultricies nec, pellentesque eu, pretium quis, sem. Nulla consequat massa quis enim. Donec pede justo, fringilla vel, aliquet nec, vulputate eget, arcu. In enim justo, rhoncus ut, imperdiet a, venenatis vitae, justo. Nullam dictum felis eu pede mollis pretium. Integer tincidunt. Cras dapibus. Vivamus elementum semper nisi. Aenean vulputate eleifend tellus. Aenean leo ligula, porttitor eu, consequat vitae, eleifend ac, enim. Aliquam lorem ante, dapibus in, viverra quis, feugiat a, tellus. Phasellus viverra nulla ut metus varius laoreet. Quisque rutrum. Aenean imperdiet. Etiam ultricies nisi vel augue. Curabitur ullamcorper ultricies nisi. Nam eget dui. Etiam rhoncus. Maecenas tempus, tellus eget condimentum rhoncus, sem quam semper libero, sit amet adipiscing sem neque sed ipsum. Nam quam nunc, blandit vel, luctus pulvinar, hendrerit id, lorem. Maecenas nec odio et ante tincidunt tempus. Donec vitae sapien ut libero venenatis faucibus. Nullam quis ante. Etiam sit amet orci eget eros faucibus tincidunt. Duis leo. Sed fringilla mauris sit amet nibh. Donec sodales sagittis magna. Sed consequat, leo eget bibendum sodales, augue velit cursus nunc, Lorem ipsum dolor sit amet, consectetur adipiscing elit. Aenean commodo ligula eget dolor. Aenean massa. Cum sociis natoque penatibus et magnis dis parturient montes, nascetur ridiculus mus. Donec quam felis, ultricies nec, pellentesque eu, pretium quis, sem. et magnis dis parturient montes, nascetur ridiculus mus.

APPENDIX 8 – TABLE OF CONTENTS SAMPLE

TABLE OF CONTENTS

ABSTRACT	iv
ÖZET	v
LIST OF TABLES	ix
LIST OF FIGURES	x
LIST OF ABBREVIATIONS	xi
1. INTRODUCTION.....	1
1.1. Aenean Commodo Ligula Eget Dolor. Maecenas Nec Odio Et Ante ...	3
1.1.1. Donec Vitae Sapien Ut Libero Venenatis Faucibus	3
2. SED FRINGILLA MAURIS SIT AMET NIBH	4
2.1. Donec Sodales Sagittis Magna.....	7
2.1.1. Aenean Vulputate Eleifend Tellus.....	7
2.1.1.1. Donec vitae sapien ut libero venenatis faucibus	7
2.2. Pellentesque auctor, magna ac egestas	11
BIBLIOGRAPHY.....	13
APPENDIX A.....	14
APPENDIX B.....	16